



Be nice, work hard, never give up

Greenleas Primary School
Green Lane
Wallasey
Wirral
CH45 8LZ

Tel No: 0151 639 1225

Headteacher: Mrs Sharon Edwards

E-mail: schooloffice@greenleas.wirral.sch.uk

Website: www.greenleasprimaryschool.co.uk

Twitter: [@greenleasps](https://twitter.com/greenleasps)

26th January 2024

Dear Parents and Carers,

This week I've had the privilege of spending time in classrooms listening to children read and observing some fabulous reading work. We aim to develop and instil a love of reading for our children throughout the school whilst teaching them the important skills of phonics, de-coding, fluency and comprehension. It was lovely to listen to 'book talk' from children, discussing vocabulary, characters, plots etc.. and to see them totally engrossed in the texts that they are reading. The reading our children are doing and their achievements are truly amazing. Additionally, the hard work and dedication of the staff team is second to none. We thank you for your part in this too, working collaboratively with us to support your child reading at home.

At the heart of Greenleas is a desire to allow all our children to come to school, feel safe and happy, and develop a lifelong love of learning.

Community News

The children's caring and thoughtful nature stands out every day in school. We love to hear when this has been continued out of school, such as through acts of kindness, participating in community and charity events etc... This week we say well done to Alishia who has decided to donate approximately 18" of her hair to The Little Princess Trust. If you would like to help her raise money to pay for it to be made into a wig, for a child who has lost their hair due to illness please follow the link.

https://www.justgiving.com/page/jenny-kelly-1705847820728?utm_medium=fundraising&utm_content=page%2Fjenny-kelly-1705847820728&utm_source=copyLink&utm_campaign=pfp-share

Coffee and a Chat

Unfortunately, we had to postpone this session due to lack of interest for the date we set. Keep your eyes peeled for a new date and time which we hope you will be able to make.

Diary Dates 2024 Please check frequently for updates.

In-house Clubs - For morning clubs your child will be collected from the main pedestrian gate at 8:15am by the staff member running the club. Please remain with your child until they arrive. For after school clubs, the children will be released to an adult at the pedestrian gate. This will either be 3:45pm or 4:15pm depending on the club.

February 2024	
01.02.24	Y3/4 Roman Workshop
02.02.24	F2 Parent maths workshop
9.02.24	F2 wear red for Chinese New Year
w/c 12.02.24	Y5 Bikeability
16.02.24	F2/Y6 walk around local area - mapping
16.02.24	Break up for half term
26.02.24	Term Begins for all
March 2024	
01.03.24	Y6-7 Allocation Day
w/c 11.03.24	POOC Assemblies
20.03.24/21.03.24	Parents' Meetings
28.3.24	End of Spring Term
April 2024	
15.04.24	Summer Term begins for all
May 2024	
7/8.5.23	Y4 Residential Barnstondale
w/c 13.05.24	Y6 SATs
16.05.24	Summer Census Lunch

20.05.24	Class Photographs
w/c 20.05.24	Y6 Bikeability
24.05.24	Half Term
June 2024	
03.06.24	Term begins for all
w/c 03.06.24	Y4 times tables check
w/c 10.06.23	Y1 Phonics Screening check
24.06.24	Y6 Residential
July 2024	
03.07.24	INDUCTION Day
w/c 8.7/15.7.24	Transition meetings for parents dates tbs
19.07.24	End of term for children SDD4/5 22.7.24 and 23.7.24

General Reminders


- Dogs are not allowed on school premises, even if they are carried. When approaching the school gate, please be aware that some children are afraid of dogs so keep your dog on a short lead and not let them obstruct the entrance.
- Keep personal belongings brought into school to a minimum. We do not have the space to accommodate large bags.
- Wear PE kit on PE days. NO FOOTBALL KITS OR FASHIONWEAR PLEASE
- Bring a labelled water bottle daily (no juice please).
- Please ensure all clothing is labelled so that misplaced items can be returned to their owner.
- Please check Arbor, ParentPay and the website frequently for important updates.
- School Streets is in operation from 8:30am-9:30am and 2:30pm-3:30pm daily. During these times, only pedestrians, cyclists or motorists with an exemption should enter Greenleas Close.
- Registration is at 8:55am, children can arrive between 8:45am and 8:55am.


Thank you for your co-operation.


Warmest Wishes
Mrs Sharon Edwards
Headteacher


7 Top Tips to Support Reading at Home


Shared reading is a great way to develop children's language and communication and to boost their reading skills. Regular reading routines can offer lots of opportunities for learning during school closures.


- 1 Concentrate on reading quality (it isn't all about reading lots!)**



Don't worry too much about the 'what' and 'how' of reading each day. Books are great—but leaflets, comics, recipes and instructions on a webpage can all be great too. Following a recipe to make some cupcakes is valuable reading. Be on the lookout for reading, wherever it is!
- 2 Ask your child lots of questions**


All reading matters. Shared reading is about 'reading with', not just 'reading to' (even for older children). So, ask lots of 'Wh' questions, such as 'Who? What? When? Where? Why? Try them when talking about books: for example, 'what do you think Harry is feeling?'
- 3 Ask your child to make predictions about what they have read**


If it is a book, look at the front cover—or the last chapter—and talk about what might happen next. Look for clues in the book and be a reading detective! For example, 'can you see the bear on the front cover? Where do you think he will go?'
- 4 Ask your child to summarise what they have read**


When you've finished reading, talk about what happened. Acting out the things that happened in the story or describing the big idea of a chapter is really fun and maximises learning. For example, 'can you remember all the things that happened on the bear hunt?'
- 5 Ask your child to write about what they have read**


Write, or draw pictures, from anything you've read! Big writing and pictures are even more fun. For example, use an old roll of wallpaper to make a treasure map with clues from the stories you've read together.
- 6 Read and discuss reading with friends or family**


Make books a part of the family. Encourage your child to share them with a relative or friend, over a video call. Laugh about them when you are making meals together. For example, 'I hope the tiger doesn't come to tea today!'
- 7 Maintain the motivation to read**


Talk about the joy of reading whenever you can. Your child is on an amazing journey to becoming a reader. Put them in the driving seat and have fun on the way! For example, 'choose your favourite story for bedtime tonight.'